

UNITED STATES  
SECURITIES AND EXCHANGE COMMISSION  
Washington, DC 20549

FORM 8-K

CURRENT REPORT  
PURSUANT TO SECTION 13 OR 15(d) OF THE  
SECURITIES EXCHANGE ACT OF 1934

Date of Report (Date of earliest event reported):  
March 5, 2018

CHIMERA INVESTMENT CORPORATION  
(Exact name of registrant as specified in its charter)

<u>Maryland</u>	<u>1-33796</u>	<u>26-0630461</u>
(State or Other Jurisdiction of Incorporation)	(Commission File Number)	(IRS Employer Identification No.)

520 Madison Avenue, 32nd Fl	
<u>New York, New York</u>	<u>10022</u>
(Address of principal executive offices)	(Zip Code)

Registrant's telephone number, including area code: (212) 626-2300

(Former Name or Former Address, if Changed Since Last Report)

Check the appropriate box below if the Form 8-K filing is intended to simultaneously satisfy the filing obligation of the registrant under any of the following provisions:

- Written communications pursuant to Rule 425 under the Securities Act (17 CFR 230.425)
- Soliciting material pursuant to Rule 14a-12 under the Exchange Act (17 CFR 240.14a-12)
- Pre-commencement communications pursuant to Rule 14d-2(b) under the Exchange Act (17 CFR 240.14d-2(b))
- Pre-commencement communications pursuant to Rule 13e-4(c) under the Exchange Act (17 CFR 240.13e-4(c))

Indicate by check mark whether the registrant is an emerging growth company as defined in Rule 405 of the Securities Act of 1933 (§230.405 of this chapter) or Rule 12b-2 of the Securities Exchange Act of 1934 (§240.12b-2 of this chapter).

Emerging growth company

If an emerging growth company, indicate by check mark if the registrant has elected not to use the extended transition period for complying with any new or revised financial accounting standards provided pursuant to Section 13(a) of the Exchange Act.

## Item 7.01. Regulation FD Disclosure

Chimera Investment Corporation (the “Company”) hereby furnishes the information set forth in the presentation (the “Presentation”) attached hereto as Exhibit 99.1, which is incorporated herein by reference.

The Presentation is being furnished pursuant to Item 7.01, and the information contained therein shall not be deemed “filed” for the purposes of Section 18 of the Securities Exchange Act of 1934, as amended (the “Exchange Act”), or otherwise subject to the liabilities of that section, nor shall it be deemed incorporated by reference in any filing under the Securities Act of 1933, as amended, or the Exchange Act, except as shall be expressly set forth by specific reference in such filing.

*The Presentation contains statements that, to the extent they are not recitations of historical fact, constitute “forward-looking statements” within the meaning of the Private Securities Litigation Reform Act of 1995 (the “Reform Act”). All such forward-looking statements are intended to be subject to the safe harbor protection provided by the Reform Act. Actual outcomes and results could differ materially from those forecast due to the impact of many factors beyond the control of the Company. All forward looking statements included in the Presentation are made only as of the date of the Presentation and are subject to change without notice. Certain factors that could cause actual results to differ materially from those contained in the forward-looking statements are included in the Company’s periodic reports filed with the SEC. Copies are available on the SEC’s website at [www.sec.gov](http://www.sec.gov). The Company disclaims any obligation to update its forward looking statements unless required by law.*

## Item 9.01 Financial Statements and Exhibits

(d) Exhibits

99.1 [Fourth Quarter 2017 Investor Presentation](#)

---

SIGNATURES

Pursuant to the requirements of the Securities Exchange Act of 1934, the registrant has duly caused this report to be signed on its behalf by the undersigned hereunto duly authorized.

Chimera Investment Corporation

By: /s/ Rob Colligan

Name: Rob Colligan

Title: Chief Financial Officer

Date: March 5, 2018



**INVESTOR  
PRESENTATION**  
NYSE: CIM

*4th Quarter 2017*



# DISCLAIMER

This presentation includes "forward-looking statements" within the meaning of the safe harbor provisions of the United States Private Securities Litigation Reform Act of 1995. Actual results may differ from expectations, estimates and projections and, consequently, readers should not rely on these forward-looking statements as predictions of future events. Words such as "goal," "expect," "target," "assume," "estimate," "project," "budget," "forecast," "anticipate," "intend," "plan," "may," "will," "could," "should," "believe," "predicts," "potential," "continue," and similar expressions are intended to identify such forward-looking statements. These forward-looking statements involve significant risks and uncertainties that could cause actual results to differ materially from expected results, including, among other things, those described in our most recent Annual Report on Form 10-K, and any subsequent Quarterly Reports on Form 10-Q, under the caption "Risk Factors." Factors that could cause actual results to differ include, but are not limited to: the state of credit markets and general economic conditions; changes in interest rates and the market value of our assets; the rates of default or decreased recovery on the mortgages underlying our target assets; the occurrence, extent and timing of credit losses within our portfolio; the credit risk in our underlying assets; declines in home prices; our ability to establish, adjust and maintain appropriate hedges for the risks in our portfolio; the availability and cost of our target assets; our ability to borrow to finance our assets and the associated costs; changes in the competitive landscape within our industry; our ability to manage various operational risks and costs associated with our business; interruptions in or impairments to our communications and information technology systems; our ability to acquire residential mortgage loans and successfully securitize the residential mortgage loans we acquire; our ability to oversee our third party sub-servicers; the impact of any deficiencies in the servicing or foreclosure practices of third parties and related delays in the foreclosure process; our exposure to legal and regulatory claims; legislative and regulatory actions affecting our business; the impact of new or modified government mortgage refinance or principal reduction programs; our ability to maintain our REIT qualification; and limitations imposed on our business due to our REIT status and our exempt status under the Investment Company Act of 1940.

Readers are cautioned not to place undue reliance upon any forward-looking statements, which speak only as of the date made. Chimera does not undertake or accept any obligation to release publicly any updates or revisions to any forward-looking statement to reflect any change in its expectations or any change in events, conditions or circumstances on which any such statement is based. Additional information concerning these and other risk factors is contained in Chimera's most recent filings with the Securities and Exchange Commission (SEC). All subsequent written and oral forward-looking statements concerning Chimera or matters attributable to Chimera or any person acting on its behalf are expressly qualified in their entirety by the cautionary statements above.

This presentation may include industry and market data obtained through research, surveys, and studies conducted by third parties and industry publications. We have not independently verified any such market and industry data from third-party sources. This presentation is provided for discussion purposes only and may not be relied upon as legal or investment advice, nor is it intended to be inclusive of all the risks and uncertainties that should be considered. This presentation does not constitute an offer to purchase or sell any securities, nor shall it be construed to be indicative of the terms of an offer that the parties or their respective affiliates would accept.

Readers are advised that the financial information in this presentation is based on company data available at the time of this presentation and, in certain circumstances, may not have been audited by the company's independent auditors.

Information is unaudited, estimated and subject to change.



# CHIMERA IS A RESIDENTIAL MORTGAGE REIT

*Chimera develops and manages a portfolio of leveraged mortgage investments to produce an attractive quarterly dividend for shareholders*

- Established in 2007
- Internally managed since August 2015
- Total Capital \$3.6 Billion
- Total Portfolio \$20.9 Billion
- Common Stock Price \$18.48 / Dividend Yield 10.82%
- 8.00% Fixed Series A Preferred Stock Price \$25.82
- 8.00% Variable Series B Preferred Stock Price \$25.80
- Overall leverage ratio 4.6:1 / Recourse leverage ratio 2.0:1

All data as of December 31, 2017

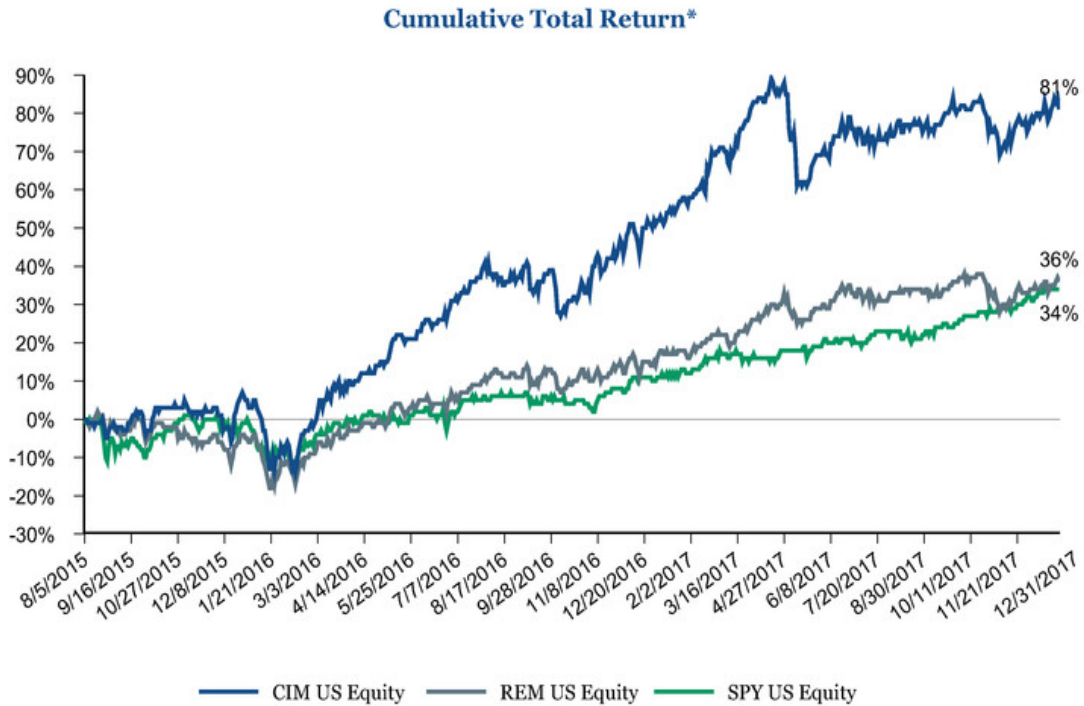
Information is unaudited, estimated and subject to change.

2



# TOTAL RETURN

*Chimera has outperformed its peers since internalization of management in August 2015*

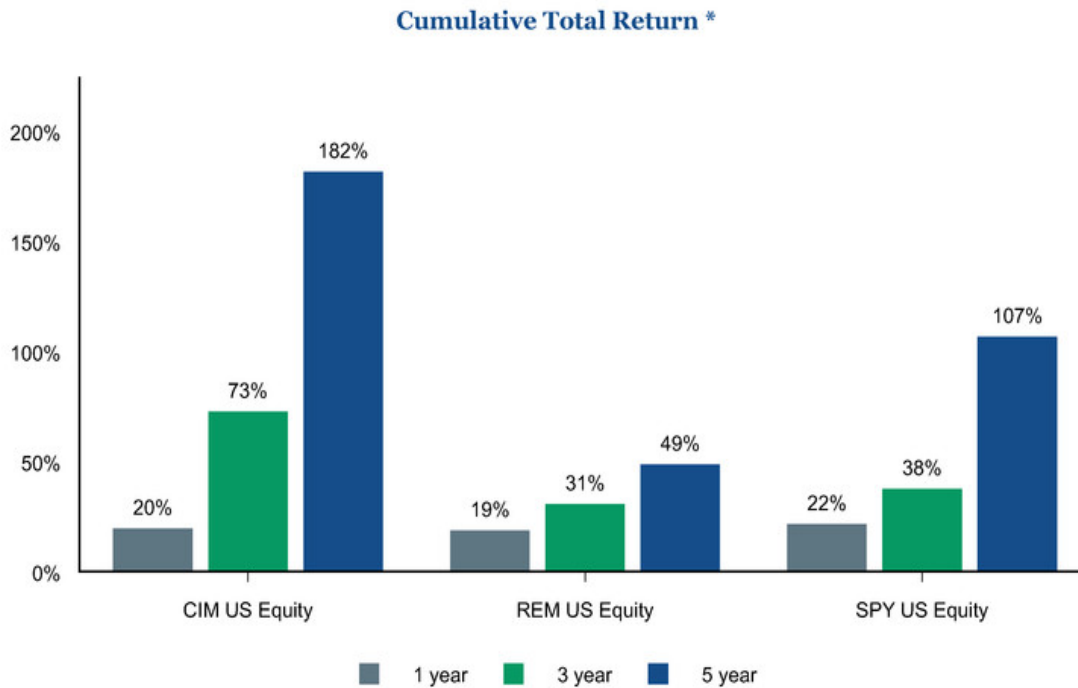


All data as of December 31, 2017  
\*Assuming reinvestment of dividends  
Source: Bloomberg

Information is unaudited, estimated and subject to change.

# HISTORICAL TOTAL RETURN

*Chimera has consistently produced industry and market leading returns*



All data as of December 31, 2017

\*Assuming reinvestment of dividends

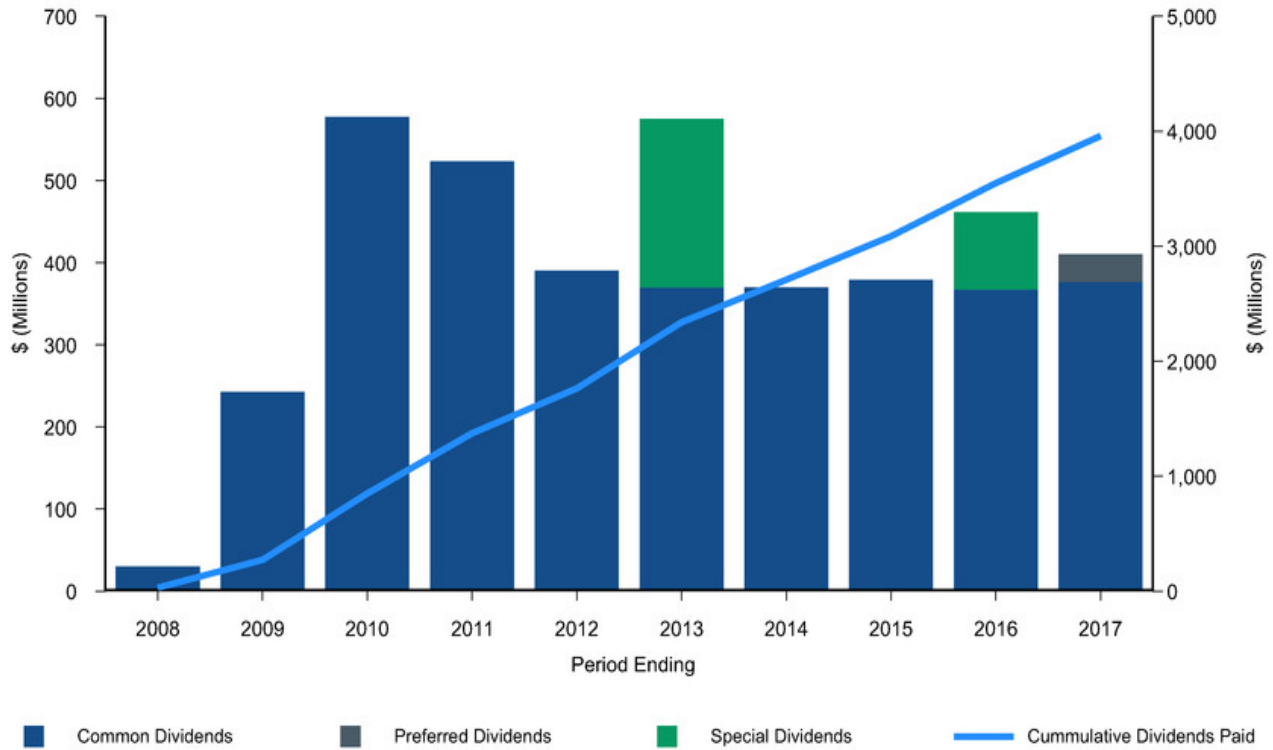
Source: Bloomberg

Information is unaudited, estimated and subject to change.



# DIVIDENDS

*Chimera has paid \$3.96 billion in dividends since inception*



All data as of December 31, 2017

Information is unaudited, estimated and subject to change.

# DYNAMIC INVESTMENT STRATEGY

*Chimera's focus of investment activities has been through acquiring residential mortgage loans, non-agency RMBS, agency RMBS and agency CMBS*

## Residential Mortgage Loans

Chimera acquires seasoned residential mortgage loans. Chimera utilizes leverage through a combination of securitization, repo and warehouse facilities to manage risk and increase returns on the portfolio. Chimera's loan portfolio has historically generated higher returns with less price volatility and interest rate risk than comparable Agency RMBS.

## Non-Agency RMBS

Chimera invests in both investment grade and non-investment grade RMBS. This portfolio provides high risk adjusted returns for the investment portfolio while providing increased liquidity for the credit portfolio of mortgages. Non-Agency RMBS securities carry higher yields than Agency RMBS.

## Agency RMBS

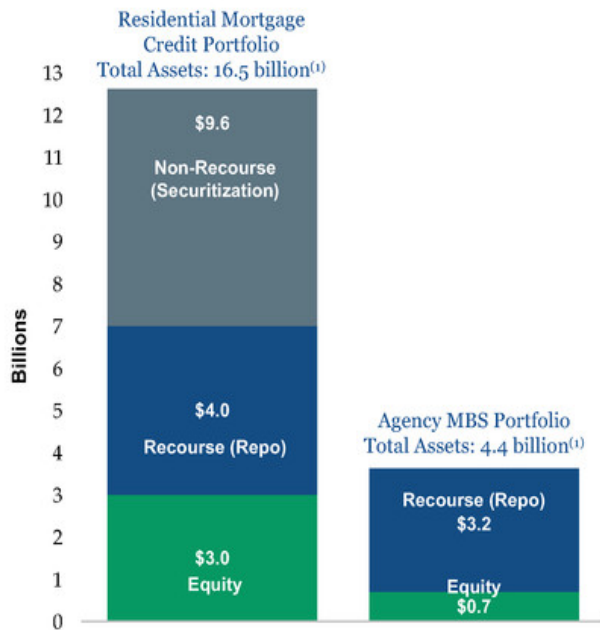
Agency mortgage-backed securities that are backed by residential loans provide spread income for the portfolio with added benefit of liquidity. Chimera utilizes repo and various hedging techniques to increase returns on the portfolio while managing interest rate risk. Agency securities are amongst the most liquid securities available in the fixed income market.

## Agency CMBS

Agency CMBS provides many of the same benefits as Agency RMBS while adding convexity to the portfolio. Agency CMBS typically carries prepay protection for the investor enabling more efficient hedging techniques than RMBS.

# PORTFOLIO COMPOSITION

*82% of Chimera's equity capital is allocated to mortgage credit*



All data as of December 31, 2017

(1) Financing excludes unsettled trades

## Portfolio Yields and Spreads<sup>(1)</sup>

	Residential Mortgage Credit Portfolio	Agency MBS Portfolio	Total Portfolio
Gross Asset Yield:	7.2%	3.0%	6.3%
Financing Cost <sup>(2)</sup> :	3.9%	2.0%	3.6%
Net Interest Spread:	3.3%	1.0%	2.7%
Net Interest Margin:	3.7%	1.4%	3.2%

All data as of December 31, 2017

(1) Reflects fourth quarter 2017 average assets, yields, and spreads

(2) Includes the interest incurred on interest rate swaps

Information is unaudited, estimated and subject to change.

# UNIQUE MORTGAGE CREDIT PORTFOLIO

*Key transactions distinguish Chimera from other Mortgage REITs*

## Re-Remic Subordinate Bond Portfolio

### **2009–2011 Chimera Creates and Retains \$3.2 Billion High Yield Subordinate Bonds**

- \$1.7 billion current remaining face value of subordinate bonds
- Durable value over wide band of prepayment rates
- Difficult to re-create in size and price

## Springleaf Seasoned Loan Portfolio

### **2014 Chimera Acquires \$4.8 Billion Seasoned Loan Portfolio**

- Originated by American General
- 7 Securitizations with embedded call options
- 7 deals called and re-securitized

## Risk Retention Seasoned Loan Portfolio

### **2016-2017 Chimera Securitizes \$13.2 Billion Seasoned Loans**

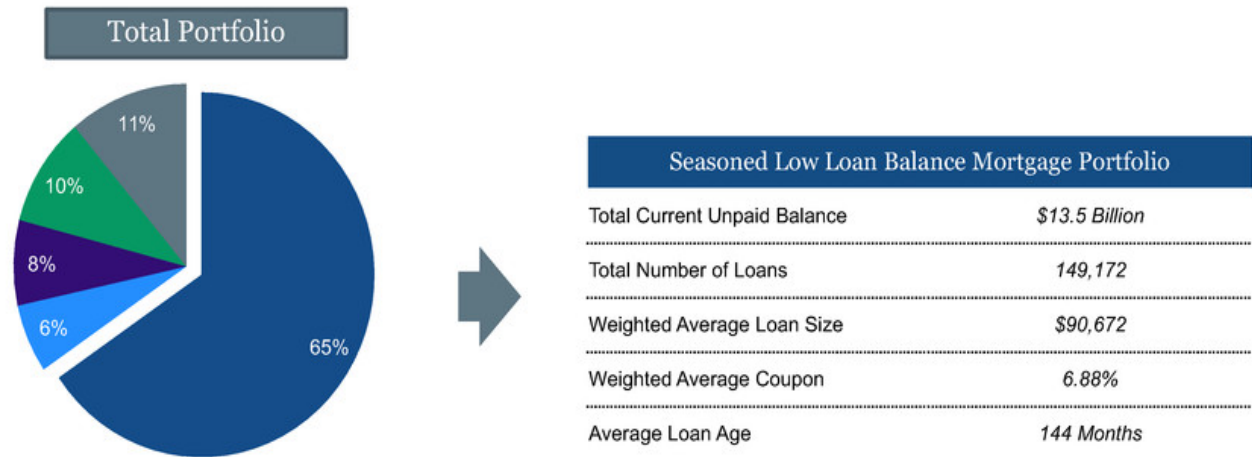
- Performing loans with 10 years of payment history
- 14 securitizations with all senior securities placed
- \$ 3.1 billion bonds retained for investment portfolio

All data as of December 31, 2017

Information is unaudited, estimated and subject to change.

# LOAN PORTFOLIO COMPOSITION

*Chimera has acquired a unique portfolio of residential mortgage loans comprising 65% of the total portfolio*



All data as of December 31, 2017

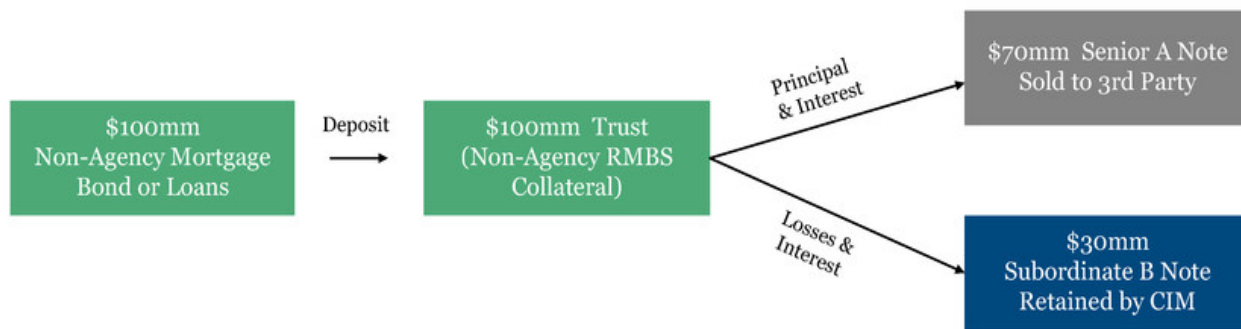
- Securitized Loan Portfolio
- Non-Agency RMBS
- Consolidated RMBS Securitizations
- Agency CMBS
- Agency Pass Through

Information is unaudited, estimated and subject to change.

# THE SECURITIZATION PROCESS

*Chimera created long, term-funding through securitization*

## Creation of senior and subordinate bonds



1

CIM buys \$100mm Non-Agency mortgage bond or loans from dealer

2

CIM deposits the bond or loans into a trust

The trust issues bonds backed by the cashflow of the underlying bond

3

- CIM sells the Senior A note
  - The A note receives P&I from the \$100mm bond until the \$70mm is paid off
- CIM retains the Subordinate B note
  - The B note receives interest, all losses from the \$100mm bond and starts to receive principal only after the Senior A note is paid off in full

# SECURITIZATION ACTIVITY

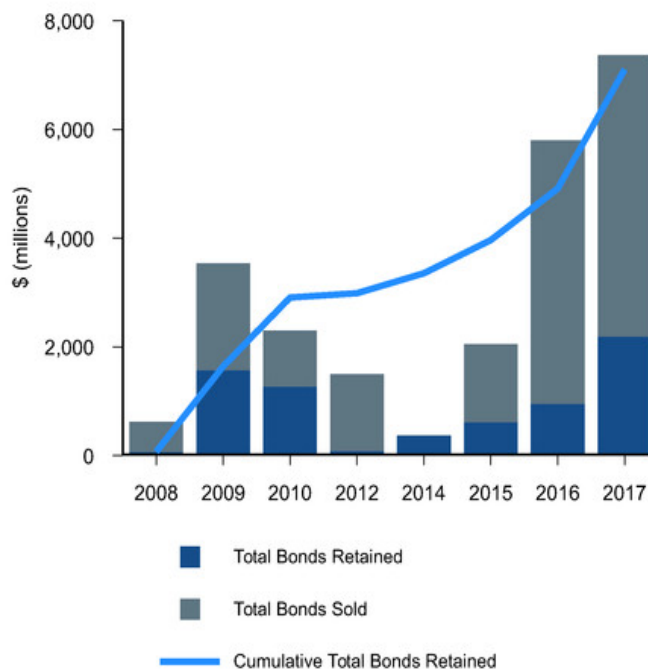
*Chimera has securitized over \$23.5 billion of collateral and retained over \$7 billion of bonds*

- 87% of our credit portfolio is related to loans or bonds Chimera securitized
- 69% of our total portfolio is related to loans or bonds Chimera securitized

(\$ in thousands)

Vintage	Type	At Issuance		
		Total Original Face	Total Bonds Sold (Financing)	Total Bonds Retained
2008	Loan	619,710	549,142	70,568
2009	RMBS	3,535,035	1,965,001	1,570,034
2010	RMBS	2,297,152	1,030,439	1,266,713
2012	Loan	1,496,916	1,417,875	79,041
2014	RMBS	367,271	—	367,271
2015	Loan	2,048,483	1,437,918	610,565
2016	Loan	5,795,146	4,846,979	948,167
2017	Loan	7,364,441	5,173,847	2,190,594
Total		23,524,154	16,421,201	7,102,953
% of Total		100%	70%	30%

## Securitization at Issuance






All data as of December 31, 2017

Information is unaudited, estimated and subject to change.

# 2017 SECURITIZATION ACTIVITY

*Chimera has securitized \$6.9 billion in 2017 growing the investment portfolio to \$20.9 billion*

## Loan Securitizations

 CIM 2017-1 \$526,267,000 January 2017	 CIM 2017-2 \$331,440,000 February 2017	 CIM 2017-3 \$2,434,640,000 March 2017
 CIM 2017-4 \$830,510,000 March 2017	 CIM 2017-5 \$377,034,000 May 2017	 CIM 2017-6 \$782,725,000 August 2017
 CIM 2017-7 \$512,446,000 October 2017	 CIM 2017-8 \$1,148,050,000 October 2017	

- Chimera closed eight securitizations in 2017 of seasoned, performing, low-loan balance residential mortgage loans
- Chimera sold \$5.1 billion of these securities, retaining an interest of \$1.8 billion

All data as of December 31, 2017

Information is unaudited, estimated and subject to change.







12



## 2016 SECURITIZATION ACTIVITY

*Chimera securitized \$5.8 billion in 2016 growing the investment portfolio to \$16.3 billion*

### Loan Securitizations

 CIM 2016-1 \$1,499,341,000 April 2016	 CIM 2016-2 \$1,762,177,000 May 2016	 CIM 2016-3 \$1,746,084,000 May 2016
 CIM 2016-4 \$601,733,000 October 2016	 CIM 2016-5 \$66,171,000 October 2016	 CIM 2016-FRE 1 \$185,881,000 October 2016

- Chimera has one of the largest seasoned, performing, small balance residential loan portfolios in the Mortgage REIT Industry
- Chimera securitized \$185 million loans with Freddie Mac in a pilot program
- Chimera expects high single digit yields on the portfolio without leverage

All data as of December 31, 2017

Information is unaudited, estimated and subject to change.

# CONSOLIDATED RMBS SECURITIZATIONS

*Re-Remic subordinate bonds have experienced slow prepayments since securitization*

(\$ in thousands)

Vintage	Deal	At Issuance / Acquisition			December 31, 2017		
		Total Original Face	Total of Tranches Sold	Total of Tranches Retained	Total Remaining Face	Remaining Face of Tranches Sold	Remaining Face of Tranches Retained
2014	CSMC 2014-4R <sup>(1)</sup>	367,271	—	367,271	210,789	—	210,789
2010	CSMC 2010-1R	1,730,581	691,630	1,038,951	504,330	3,669	500,661
2010	CSMC 2010-11R	566,571	338,809	227,762	207,428	—	207,428
2009	CSMC 2009-12R	1,730,698	915,566	815,132	476,131	87,478	388,653
2009	JPMRR 2009-7	1,522,474	856,935	665,539	435,208	108,077	327,131
2009	JMAC 2009-R2	281,863	192,500	89,363	75,301	19,949	55,352
<b>TOTAL</b>		<b>6,199,458</b>	<b>2,995,440</b>	<b>3,204,018</b>	<b>1,909,187</b>	<b>219,173</b>	<b>1,690,014</b>
		% of origination remaining			31%	7%	53%

Significant outstanding balances remain under a number of prepayment projections



Total Remaining Face - Projected Balances <sup>(2)</sup>

Change in CPR (%)	December 31, 2018	December 31, 2019	December 31, 2020
-50%	1,694,685	1,505,348	1,339,923
<b>Unchanged</b>	<b>1,621,727</b>	<b>1,383,139</b>	<b>1,186,684</b>
+50%	1,548,049	1,266,514	1,048,304

All data as of December 31, 2017

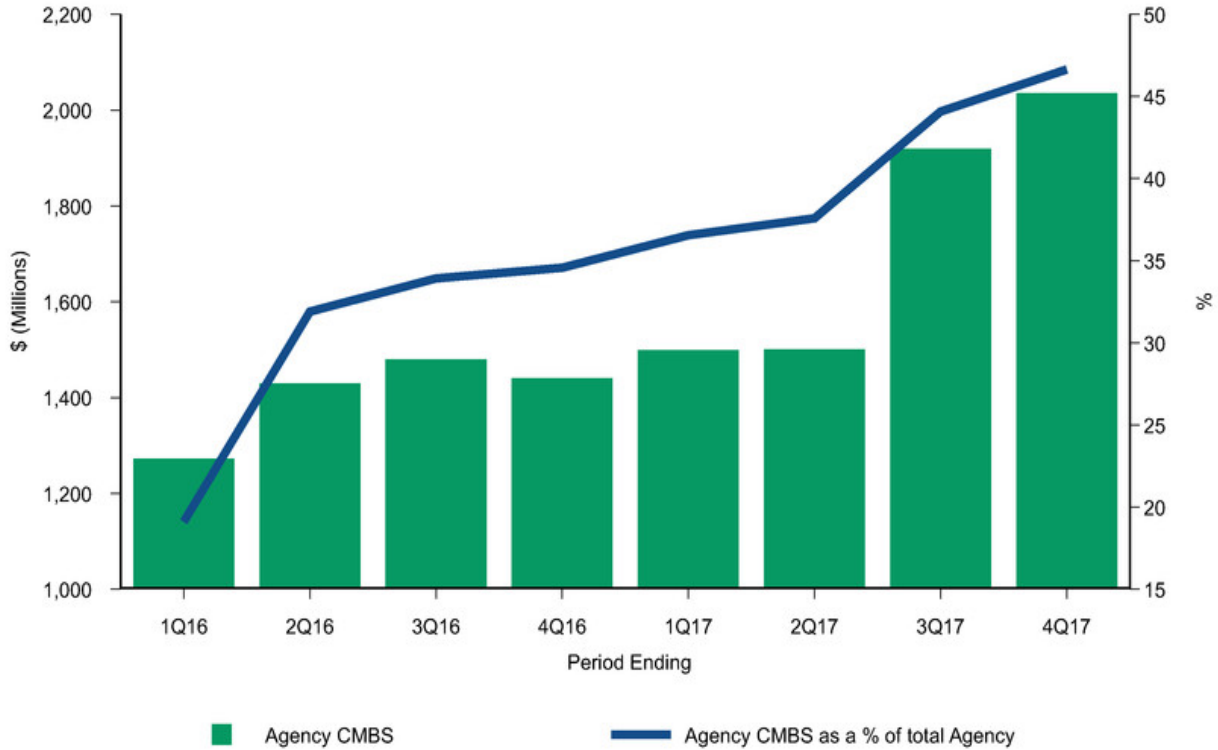
(1) Contains collateral from CSMC 2010-12R Trust.

(2) Projected Balances are estimated based on future cash flows and changes in prepayment speeds

Information is unaudited, estimated and subject to change.

# AGENCY PORTFOLIO COMPOSITION

*Chimera has been increasing Agency CMBS, investing primarily in Ginnie Mae project loans  
Agency CMBS have less prepayment risk vs similar agency RMBS*



All data as of December 31, 2017

Information is unaudited, estimated and subject to change.


# CAPITAL MANAGEMENT

*Chimera continues to add shareholder value while diversifying its capital structure*

- Board of Directors announces intention to pay \$2.00 dividends in 2018
- Board of Directors re-authorizes \$100 million common stock repurchase in February 2018
- Chimera has raised \$470 million in preferred stock, representing 13% of total capital
- In 2015 Chimera repurchased 18 million shares of common stock for \$250 million

## Preferred Stock

 5,800,000 Shares 8.00% Fixed Series A Cumulative Redeemable Preferred Stock October 2016 Liquidation Preference \$25.00 Per Share
--

 13,000,000 Shares 8.00% Variable Series B Cumulative Redeemable Preferred Stock February 2017 Liquidation Preference \$25.00 Per Share
--

- Series A is a fixed coupon and is callable in 5 years on October 30, 2021
- Series B is a fixed coupon for 7 years then floats at LIBOR plus 5.791%
- Series B is a callable in 7 years on March 30, 2024
- Series A and B preferred shared trade on the New York Stock Exchange under symbols CIM PRA and CIM PRB

All data as of December 31, 2017

Information is unaudited, estimated and subject to change.

16

# SUMMARY

*Chimera has assembled a portfolio of unique mortgage assets with a goal to provide high and durable income to shareholders*

## Dynamic Investment Strategy

Chimera has developed a diversified portfolio of mortgage backed securities to maximize risk adjusted returns. Consistent dividend generation has equated to industry leading total rate of return for our common stock.

## Unique Mortgage Portfolio

Chimera has created a high yield mortgage portfolio through securitization. 65 percent of Chimera's seasoned mortgage portfolio has a weighted average coupon of 6.88% with a weighted average loan size of \$90,000.

## Positive Macro-Economic Environment

Upward trending macro-economic conditions for U.S. employment and housing are positive for the credit of Chimera's mortgage portfolio.

# Appendix

Information is unaudited, estimated and subject to change.



# AGENCY MBS PORTFOLIO AND FUNDING

*The majority of Chimera's Agency Portfolio consists of highly liquid pass-through securities*

## Agency Securities – As of December 31, 2017

Security Type	Coupon <sup>(1)</sup>	Current Face	Weighted Average Market Price	Weighted Average CPR
Agency Pass-through	3.50%	\$850,775	102.9	9.9
	4.00%	1,207,687	104.9	13.4
	4.50%	168,666	106.8	14.0
Commercial	3.6%	1,894,594	102.3	—
Agency IO	0.7%	N/M <sup>(2)</sup>	3.5	3.1
<b>Total</b>		<b>\$4,121,722</b>		

## Repo Days to Maturity – As of December 31, 2017

Maturity	Principal Balance	Weighted Average Rate	Weighted Average Days
Within 30 days	\$2,124,925	1.44%	
30 to 59 days	647,889.511	1.48%	
60 to 89 days	429,241	1.63%	
90 to 360 days	—	—%	
<b>Total</b>	<b>\$3,202,055.511</b>	<b>1.47%</b>	<b>28 Days</b>

All data as of December 31, 2017

(1) Coupon is a weighted average for Commercial and Agency IO

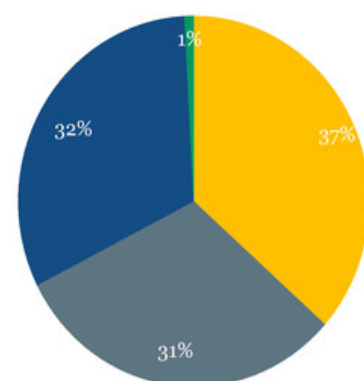
(2) Notional Agency IO was \$3.0 billion as of December 31, 2017

# INTEREST RATE SENSITIVITY

*Chimera continues to reduce its rate exposure by reducing its Agency portfolio and hedges*

Description (\$ in thousands)		- 100 Basis Points	- 50 Basis Points	Unchanged	+50 Basis Points	+100 Basis Points
<b>Agency Securities</b>	Market Value	\$ 4,610,532	\$ 4,491,913	\$ 4,364,828	\$ 4,229,318	\$ 4,089,486
	Percentage Change	5.6 %	2.9 %	-	(3.1)%	(6.3)%
<b>Swap</b>	Market Value	(160,638)	(77,945)	-	75,607	150,428
	Percentage Change	(3.7)%	(1.8)%	-	1.7 %	3.4 %
<b>Futures</b>	Market Value	(34,928)	(17,228)	-	16,767	33,098
	Percentage Change	(0.8)%	(0.4)%	-	0.4 %	0.8 %
<b>Net Gain/(Loss)</b>		\$ 50,138	\$ 31,912	-	\$ (43,136)	\$ (91,816)
<b>Percentage Change in Portfolio Value<sup>(1)</sup></b>		1.1 %	0.7 %	-	(1.0)%	(2.1)%

## Hedge Book Maturities



- Near Term 0-3
- Short Term 3-5
- Medium Term 5-10
- Long Term 10-30

### Total Notional Balance - Derivative Instruments

	December 31, 2017	September 30, 2017
<b>Interest Rate Swaps</b>	3,816,400	3,373,400
<b>Swaptions</b>	391,000	482,000
<b>Futures</b>	619,700	619,700

(1) Based on instantaneous moves in interest rates.

Information is unaudited, estimated and subject to change.





[chimerareit.com](http://chimerareit.com)

---

